


ARTIFICIAL NAILS GEL



GEL NAIL TECHNICIAN

\$3395

Course Duration: 7 Days, 9:00am - 4:00pm

Model Requirements:

- Day 1 & 2 Model @1:30pm** Full Set One Hand / Day w/Tips on Natural Nails
- Day 3 Model @1:00pm** Full Set Forms on Natural Nails
- Day 4 Model @1:00pm** Nail Fill on Artificial Nails
- Day 5 Model @1:00pm** Full Set on a Nail Biter w/ Forms on Natural Nails
- Day 6 Model @1:00pm** Full Set Tips w/ French Manicure on Natural Nails
- Exam Model @1:00pm** Full Set one hand Tips one hand Forms on Natural Nails

*Course Fee Includes:

-Training Manual and Student Product Kit for in class use valued at \$643

In this comprehensive Nail Course, you will receive Theory and Practical training that will give you the knowledge and skills to become a successful Nail Technician. You will learn the application of Tips and Forms for nail enhancements. How to create nail bed extensions / reverse French with camouflage gel for successful application on nail biters. For further enhancement you will also learn the proper technique for imbedded French Manicure and basic nail shapes. In addition you will learn proper salon and spa sanitation procedures in accordance with the Canada Health Act. Class taught with Master Tech Nail Systems Professional Products. Master Tech was created based on over 23 years of experience in the professional nail industry, is 100% Canadian owned and operated designing of the finest quality professional nail products.

Class Dates:

One on One
Group Discounts Available

ARTIFICIAL NAILS ACRYGEL



ACRYGEL NAIL TECH

\$375

Course Duration: 3 Hours

Prerequisite: *Nail Technician or Esthetician with knowledge of Tip and Nail Form Application.*

Model Requirements:

Day 1 Model @11:30am Full Set with Poly Acrygel Tips / Forms

*Course Fee Includes:

-Student Hand Out Product Kit valued at \$192

Special Class Requirements:

Students are required to provide or purchase their own Gel Curing lamp.

In this half day Poly Acrygel Nail course you will learn why this revolutionary product "Poly gel / Acrygel" is taking over the nail industry as we know it. This unique combination of Gel and Acrylic offers both systems in ONE!! Apply similar to acrylic, Light cured like gel! No monomer odor with the strength and durability of acrylic!! It will not run into the cuticles and offers a creamy, controlled application.

Class taught with Master Tech Nail Systems Professional Products. Master Tech was created based on over 20 years of experience in the professional nail industry, is 100% Canadian owned and operated designing of the finest quality professional nail products.

Class Dates:

One on One

Group Discounts Available

ARTIFICIAL NAILS GEL



NAIL SHAPING / STRUCTURE & REBALANCE

\$295

Course Duration: 2 Hours

Prerequisite: Nail Technician or Esthetician with knowledge of Tip and Nail Form Application.

Model Requirements:

Day 1 No Model Required

***Course Fee Includes:**

-Student Product Kit valued at \$159

Special Class Requirements:

Students are required to provide or purchase their own Gel Curing lamp.

In this Nail Shaping Class you will learn how to create popular nail shapes such as almond and coffin. How to appropriately structure longer nail extensions. You will learn to perfect your nail shaping techniques in addition to how to properly restructure a rebalance during fills. You will learn how support and extend the wear of these popular shapes.

Class Dates:

One on One

ARTIFICIAL NAILS GEL



THE NAIL EXPERT - MASTER TECH

\$355

Course Duration: 3 hours

Prerequisite: Certified Nail Technician

Model Requirements:

Day 1 Model @ 9:30am for full set of Gel Nails

*Course Fee Includes:

-Student Product Kit valued at \$168

Special Class Requirements:

Students are required to provide or purchase their own Gel Curing lamp.

Hands on workshop, focusing on the technical application of tips and forms on a live model. This class is perfect for a beginner or experienced nail technician wanting to increase their speed and efficiency, customize product application based on their clients nail type, and learn how to troubleshoot to prevent lifting.

Class taught with Master Tech Nail Systems Professional Products. Master Tech was created based on over 20 years of experience in the professional nail industry, is 100% Canadian owned and operated designing of the finest quality professional nail products.

Class Dates:

One on One

ARTIFICIAL NAILS GEL & ACRYGEL



ADVANCED NAIL SHAPING

\$600

Course Duration: 1 Day, 9:00am - 4:00pm

Prerequisite: Advanced Nail Artist! Nail Technicians must be comfortable with all aspects and application of Light Cured and or Acrygel Systems, be experienced with All Nail Art application techniques.

Model Requirements:

Day 1 No Model Required

*Class fee includes:

-Student Product Kit valued at \$220

Special Class Requirements:

Students are required to provide or purchase their own Gel Curing lamp.

Take your Nail Art Expertise to the EXTREME with this 1 day advanced nail shaping class. You will learn how to build nail bed extensions, true stiletto nails, edge, and nail shapes. How to pinch to create these shapes with the proper structure to last!

Class Dates:

One on One

Group Discounts Available

NAIL ART DECORATION



BLING ON

Course Duration: 2 hours

\$235

Prerequisite: Certified nail technician, manicurist or esthetician.

***Class fee includes:**

-Student Handout & Product Kit valued at \$66

Learn how to perfect the popular nail trend of nail decorating with Crystals of all sizes and shapes, in addition to creating clusters of different colors, sizes and shaped stones. Perfect this glamorous skill that your clients will love. Also learn to apply large charms and accessories. Learn how to apply these embellishments with the proper tools and technique to last your clients from service to service. Get your BLING On!

Class Dates:

One on One

GEL NAIL ART



LIGHT CURED NAIL ART - LEVEL 1

\$190

Course Duration: 2 Hours

Prerequisite: *Certified nail technician, manicurist or esthetician.*

***Class fee includes:**

-Student Handout & Product Kit valued at \$41


Learn how to create extraordinary nail art that your clients will crave using only the gel colors you already have. This 2 hour hands on nail art workshop will teach you the application of light cured nail art from subtle to extravagant designs such as striping and marbleizing, You will learn proper color application and blending of gels, glitters, and more.

Perfect the art of the French manicure! You will learn a variety of French manicure techniques and how to incorporate nail art designs into them.

Class Dates:

One on One

GEL NAIL ART



LIGHT CURED NAIL ART - LEVEL 2

\$190

Course Duration: 2 Hours

Prerequisite: *Certified Nail Technician or Esthetician of 1 year or trained with application of nail forms.*

***Class fee includes:**


-Student Handout & Product Kit valued at \$45

Take the next step in Nail Art with this Advanced Nail Art class. You will learn how to create extraordinary Nail Art designs. Create your own personal work of art with unique inlays, blending of Color Gels, negative space, and application of blooming gel and Cat Eye Gel. Experience the beauty of Advanced Nail Art where your imagination is your only limitation.

Class Dates:

One on One

GEL NAIL ART



EASY OMBRE

Course Duration: 2 Hours

\$190

Prerequisite: *Certified nail technician, manicurist or esthetician.*

***Class fee includes:**

-Student Handout & Product Kit valued at \$38

Learn how to create ombre fades of any color variety with our flawless blending technique. This 2 hour hands on nail art workshop will teach you how to paint ombre nails with gel polish and gel paint in addition to creating sculpted baby boomers. You will learn how to create intricate designs with precision varying in degree of difficulty.

Class Dates:

One on One

INK NAIL ART



MARBLEIZING WITH ART INK

\$190

Course Duration: 2 Hours

Prerequisite: *Certified nail technician, manicurist or esthetician.*

***Class fee includes:**

-Student Handout & Product Kit valued at \$41

Learn the unique technique of water color effect nail art creations with Master Tech Nail Systems Art Ink. You will learn marbleizing techniques, floral designs and how to incorporate these techniques into everyday nail designs. Technique will vary in degree of difficulty.

Class Dates:

One on One



FINE LINES NAIL ART PAINTING

\$250

Course Duration: 3 Hours, 9:00am - 12:00pm

Prerequisite: Certified nail technician, manicurist or esthetician.

***Class fee includes:**

-Student Handout & Product Kit valued at \$55

Learn how to create fine lines nail art that will wow your clients. This 3 hour hands on nail art workshop will teach you the technique of fine line painting with Master Tech Nail System Gel Paint. You will learn how to create intricate designs with precision varying in degree of difficulty.

Class Dates:

One on One

GEL NAIL ART



ONE STROKE NAIL ART PAINTING

\$260

Course Duration: 3 Hours

Prerequisite: Certified nail technician, manicurist or esthetician.

***Class fee includes:**

-Student Handout & Product Kit valued at \$65

Learn step by step how to hand paint beautiful nail art designs with One Stroke and Hand Painting techniques. You will learn different types of strokes, lines, petals and leaves to create beautiful one of a kind nail art that your clients will fall in love. This class is taught with Master Tech Nail Systems Gel Paint. Technique will vary in degree of difficulty.

Class Dates:

One on One

ELECTRIC FILE MANICURE



ELECTRIC FILE

Course Duration: 2 Hours

\$200

Prerequisite: Certified Nail Technician or Esthetician.

Model Requirements:

Day 1 No Model Required

*Course Fee Includes:

-Student Hand Out Product Kit valued at \$102

Special Class Requirements:

Students are required to provide or purchase their own electric nail file.

This 2 hour class teaches you the proper use of an electric file, You will learn how to file and prepare natural nails and cuticles for the application of artificial nails. Procedures for full sets, fills, repairs and removal of artificial nails, in addition to electric file safety and proper hand control as well as appropriate bit use and cleaning.

Class Dates:

One on One